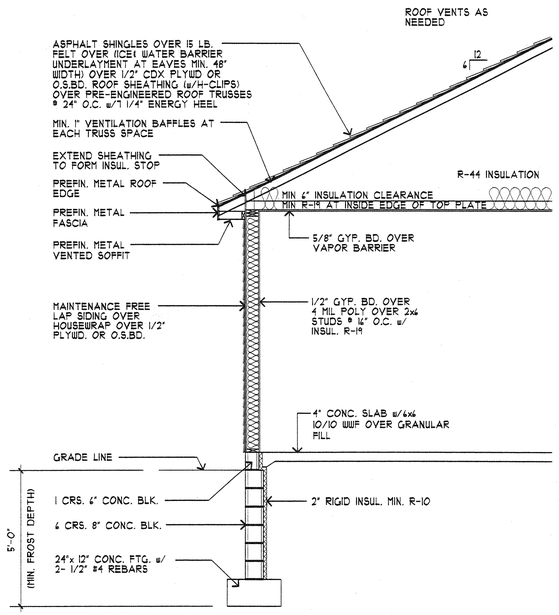

TYPICAL WALL SECTION

3/8"=1'-0"

NOTE:

- HIGHER ENEGERY HEEL TO MATCH GARAGE FASCIA
- SHEATHING JOINTS NOT SUPPORTED BY FRAMING MEMBERS MUST BE SEALED AT EXTERIOR SIDE OF THE JOINT
- WEATHER RESISTIVE BARRIER BEHIND BRICK w/MIN. 1" AIR SPACE
- EXHAUST FAN VENTED DIRECTLY OUTSIDE
- 1.6 GALLON/FUSH TOILETS REQUIRED
- ATTIC VENTILATION TO EQUAL 1/300th OF ATTICE SPACE WITH SOFFIT VENTING AND UPPER ROOF VENTS

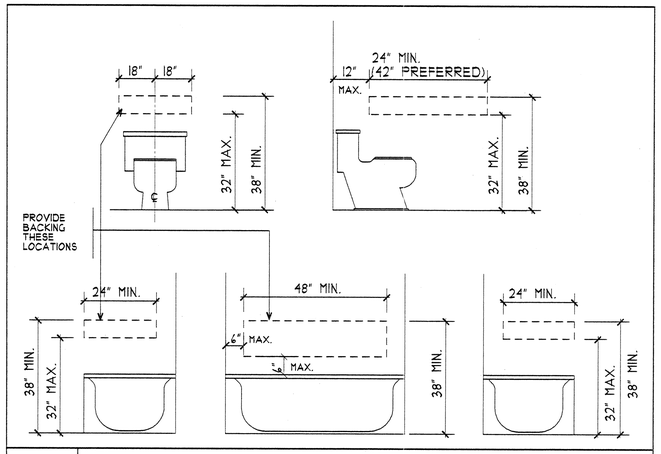

BLOCKING FOR ADAPTABLE BATHROOMS

N.T.S.

MAIN BATHROOM

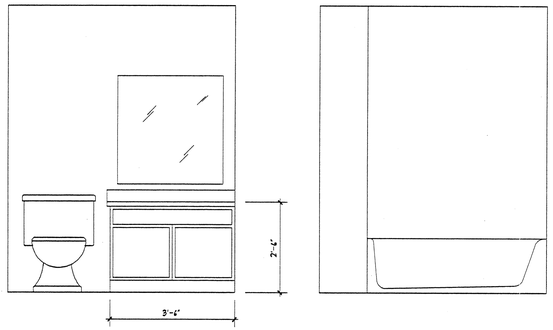

MASTER BATHROOM

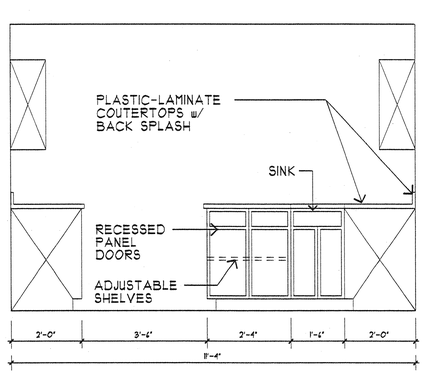

ELEVATION "A"

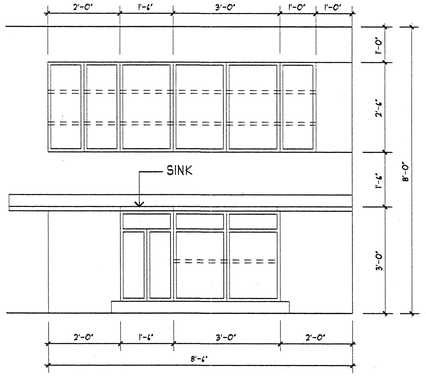

ELEVATION "B"

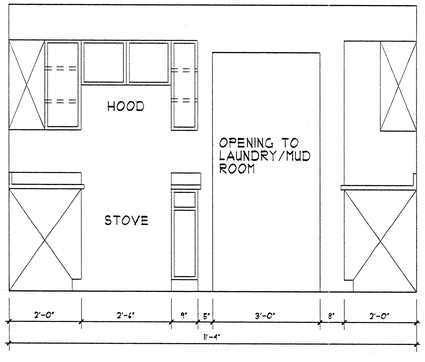

ELEVATION "C"

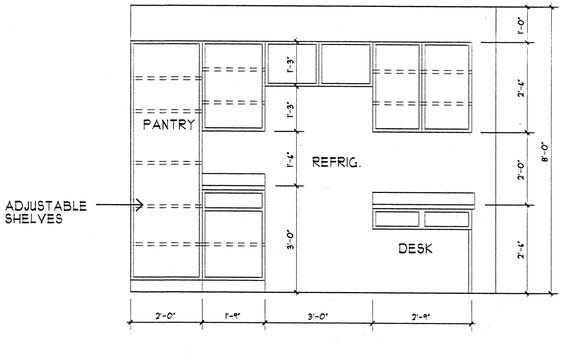

ELEVATION "D"

NOTE:

- HINGES: SEMI CONCEALED, ADJUSTABLE HINGE.
- DRAWER SLIDES: RATED LOAD CAPACITY OF 100 LB.
- PULLS: CHROME WIRE PULLS AT ALL OPERABLE DRAWERS & CABINETS DOORS.

DISCLAIMER OF WARRANTIES

The plans furnished herewith were prepared by draftspersons who are not registered architects or professional engineers and are for informational purposes only. Innovative Drafting and Design makes no warranties whatsoever either expressed or implied as to merchantability or fitness for a particular purpose and places any user(s) on notice that reliance upon said plans shall be at the sole risk of the user(s). The selection of correct structural materials and the application of architectural principals is a precise art, the responsibility for which rests with the builder, the owner or user of these plans

CONTRACTOR

CLIENT/PROJECT TITLE
MILLE LACS BAND OF OJIBWE INDIANS
"DUPLEX"

DISK FILE NAME/DRAFTSPERSON
RLML

REVISION#	DATE
#1	JULY 08 '03

SCALE: AS NOTED

SHEET TITLE
SECTION & INT'R. ELEVATIONS

DRAWING NUMBER
03040

8 of 9